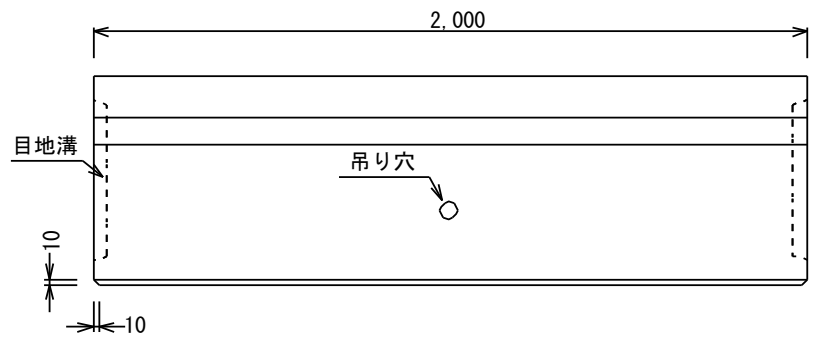
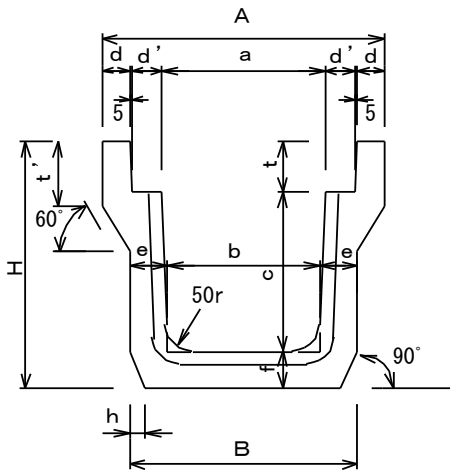
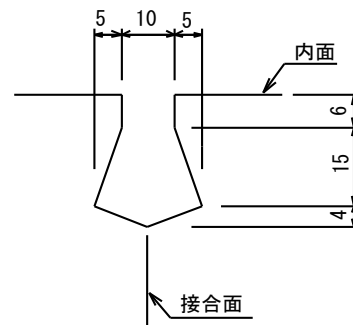


# 落ちふた式U形側溝



目地溝詳細図



種類	呼び名	寸法(mm)												質量(kg)	
		a	A	b	B	c	d	d'	e	f	H	h	t		t'
1種	250	250	450	230	340	250	40	55	55	55	395	20	90	120	290
	300A	300	500	280	400	300	40	55	60	60	455	20	95	120	348
	300B	300	500	270	400	400	40	55	65	65	560	20	95	120	419
	300C	300	500	260	400	500	40	55	70	70	665	20	95	120	496
	400A	400	600	370	500	400	40	55	65	65	575	20	110	135	457
	400B	400	600	360	500	500	40	55	70	70	680	20	110	135	536
	500A	500	720	460	600	500	45	60	70	70	695	20	125	150	593
	500B	500	720	450	600	600	45	60	75	75	800	20	125	150	680
3種	250	250	460	230	360	250	45	55	65	65	405	30	90	120	332
	300A	300	520	280	420	300	50	55	70	70	465	30	95	140	419
	300B	300	520	270	410	400	50	55	70	70	565	40	95	140	471
	300C	300	520	260	420	500	50	55	80	80	675	40	95	140	584
	400A	400	630	370	510	400	55	55	70	70	580	40	110	140	516
	400B	400	630	360	520	500	55	55	80	80	690	40	110	140	634
	500A	500	750	460	620	500	60	60	80	80	705	40	125	155	699
	500B	500	750	450	630	600	60	60	90	90	815	40	125	175	849